



Red Tasks PowerPoint

Over the past few weeks we have covered different statements from the children's skills ladders. For the last week we wanted to make sure you had chance to recap any learning you have done but to also have work to continue with (if you wanted to do) during the holidays.

For each subject there will be a list of statements that we will all be aiming for the children to achieve but please remember all children will achieve these at a different pace to others. Teachers will also be working on these when the children return to school so please do not feel pressure to cover all statements before returning.

MATHS

Notes: Remember, the learning journey of each child is as unique as the child.

To-DO List!



If I can complete this list
I am **AWESOME!**



I need to:




Done!

Add one more / take one away from a group of objects and say how many there are now.

Identify the missing numbers to 20.

Sort 2D shapes into groups and name them.

Tell you what is one more / one less than a given number.



MATHS



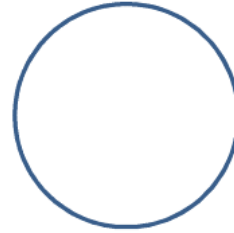
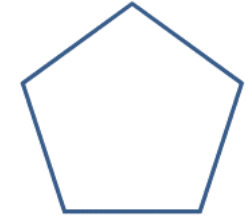
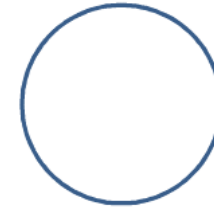
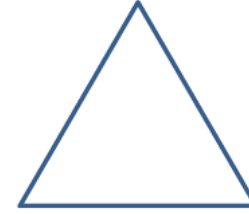
identify the missing numbers to 20

3 7 Find the missing numbers 2
5 4 6

1	2		4	
4		6	7	
	9		11	
		8		10
12		14		
14				18
	17		19	






MATHS

sort 2D shapes into groups and name them



MATHS

sort 2D shapes into groups and name them

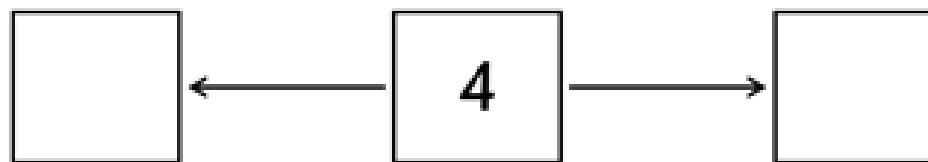

Shape	Name	Number of Sides	Number of Corners
	Circle	0	0
			
	Square		
			
			
			
	Hexagon		

MATHS

tell you what is one more / one less than a given number

One Less

One More



Writing

Notes:

Remember, the learning journey of each child is as unique as the child.

To-DO List!

If I can complete this list

I am

AWESOME!



I need to:



Done!

Write most of the initial letters correctly (20)

Hold a simple sentence that I have rehearsed in my head and try to write it down.

Say a phrase or short sentence I want to write out loud.

Correctly use my knowledge of letter sounds to write words containing up to 4 sounds.



Writing

Can you write all your letters? Trace and write every letter of the alphabet to see how many you can make on your own.

Aa _____ Bb _____ Cc _____

Dd _____ Ee _____ Ff _____

Gg _____ Hh _____ Ii _____

Jj _____ Kk _____ Ll _____

Mm _____ Nn _____ Oo _____

Pp _____ Qq _____ Rr _____

Ss _____ Tt _____ Uu _____

Vv _____ Ww _____

Xx _____ Yy _____ Zz _____

write most of the initial letters correctly (20)

Writing

1. sarah played on the swings

2. paul went to the shop to buy an apple

3. we went to the zoo last week and it rained

4. my sister is two years younger than me


5. I had fun in the holidays when I went to play at my friends house

Writing

correctly use my knowledge of letter sounds to write words containing up to 4 sounds

Reading four letter words.

DUCK



LEAF



FROG



STAR



GIRL

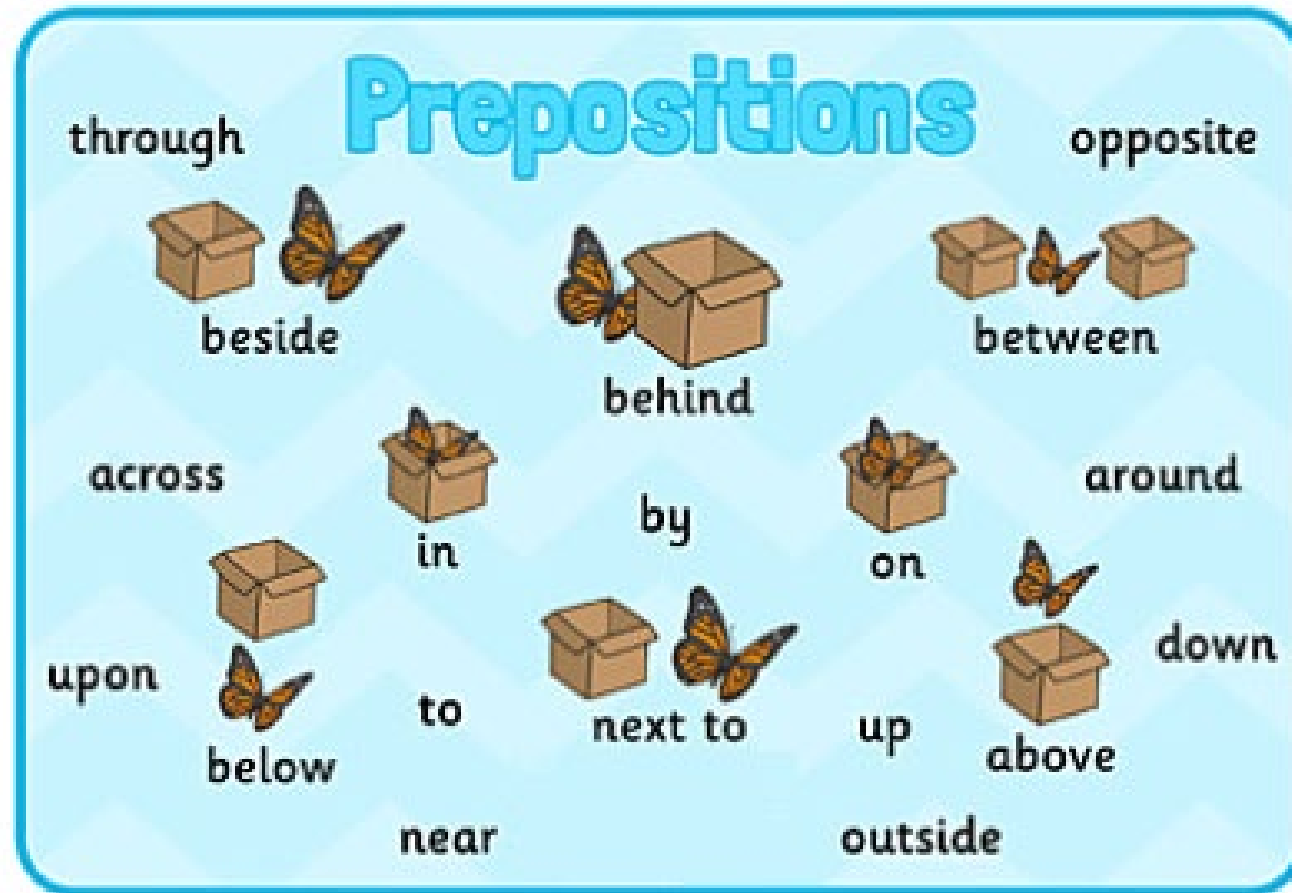



KITE




Writing

Below are some pictures to help start a discussion with your child about preposition. You might want to encourage your child to add some of these into their sentences to challenge them.




Writing

Use this busy picture to help you create some sentences using all of the skills you have learnt over the past few weeks.



Writing

Here is another picture to help you create some sentences.



Reading

Notes:

Remember, the learning journey of each child is as unique as the child.

To-DO List!

If I can complete this list

I am

AWESOME!



I need to:



Done!

Read 3 letter words by blending the sounds.

Simply retell a story.

Say or sign 40 + sounds when I see them.

Read some of the common exception words.

Retell some of the story I have just been reading.













Reading

say or sign 40 + sounds when I see them

 Bounce: a-a-a-apple Handwrite: Round the apple, down the leaf	 Bounce: b-b-b-boot Handwrite: Down the laces to the heel, round the toe	 Bounce: c-c-c-caterpillar Handwrite: Curl around the caterpillar	 Bounce: d-d-d-dinosaur Handwrite: Round his bottom, up his tall neck, down to his feet	 Bounce: e-e-e-egg Handwrite: Lift off the top and scoop out the egg	 Stretch: fffflower Handwrite: Down the stem and draw the leaves	 Bounce: g-g-g-girl Handwrite: Round her face, down her hair and give her a curl	 Bounce: h-h-h-horse Handwrite: Down the head to the hooves and over his back
 Bounce: i-i-i-insect Handwrite: Down the body, dot for the head	 Bounce: j-j-j-jack-in-a-box Handwrite: down his body curl and dot	 Bounce: k-k-k-kangaroo Handwrite: Down the kangaroo's body, tail and leg	 Stretch: llllily Handwrite: Down the long leg	 Stretch: mmmountain Handwrite: Maise, mountain, mountain	 Stretch: nnnnet Handwrite: Down Nobby, over his net	 Bounce: o-o-o-orange Handwrite: All around the orange	 Bounce: p-p-p-pirate Handwrite: Down the plait and over the pirate's face
 Bounce: q-q-q-queen Handwrite: Round her head, up past her earrings and down her hair	 Stretch: rrrrobot Handwrite: Down his back, then curl over his arm	 Stretch: ssssnake Handwrite: Slither down the snake	 Bounce: t-t-t-tower Handwrite: Down the tower, across the tower	 Bounce: u-u-u-umbrella Handwrite: Down and under, up to the top and draw the puddle	 Stretch: vvvvulture Handwrite: Down a wing, up a wing	 Bounce: w-w-w-worm Handwrite: Down, up, down, up	 Bounce: x-x-x-exercise Handwrite: Down the arms and leg and repeat the other side
 Bounce: y-y-y-yak Handwrite: Down a horn up a horn and under his head	 Stretch: zzzzebra Handwrite: Zig-zag-zig	 Stretch: nnnnk I think I think think stink wick tick black kick pink	 Stretch: nnnng A thing on a string ching ping string wing wig wag pong snag	 Stretch: thhhh The princess in the tower is rescued by the horse She says thhhankyou	 Stretch: shhhh Shhhh says the horse to the hissing snake	 Bounce: ch-ch-ch-chool The horse sneezes when the caterpillar's hairs get up his nose	

Speed Sounds Set 2

 ay may I play?	 ee what can you see?	 igh fly high	 ow blow the snow	 oo poo at the zoo
 oo look at a book	 ar start the car	 or shut the door	 air that's not fair	 ir whirl and twirl

Speed Sounds Set 3

 ea cup of tea	 oi spoil the boy	 ou shout it out	 oy toy for a boy	
 a-e make a cake	 i-e nice smile	 o-e phone home	 u-e huge brute	 aw yawn at dawn
 are care and share	 ur nurse with a purse	 er a better letter	 ow brown cow	 ai snail in the rain
 oa goat in a boat	 ew chew the stew	 ire fire, fire!	 ear hear with your ear	 ure sure it's pure

Reading

read 3 letter words by blending the sounds

ant

vat

sag

bat

can

nag

cat

man

rag

hat

van

tag

mat

tan

cap

sat

bag

map

rat

jag

sap

fat

hag

tap

pat

wag

lap

Reading

read some of the common exception words.

Year 1 Common Exception Words

the
a
do
to
today
of
said
says
are
were
was

is
his
has
I
you
your
they
be
he
me
she
we

no
go
so
by
my
here
there
where
love
come
some

one
once
ask
friend
school
put
push
pull
full
house
our